

■ TOSKANI MED ■ TOSKANI

# BEFORE / AFTER

CASE BOOK



01 **MESOJECTGUN**  
HYPERPIGMENTATION □ 3

---

02 **MESOJECTGUN**  
ACNE PRONE SKIN □ 10

---

03 **MESOJECTGUN**  
SENSITIVE SKIN □ 15

---

04 **MESOJECTGUN**  
REPAIRING □ 18

---

05 **MESOJECTGUN**  
BODY □ 24

---

06 **MESOJECTGUN**  
HAIR LOSS □ 26

---

07 **CHEMICAL PEEL**  
HYPERPIGMENTATION □ 28

---

08 **CHEMICAL PEEL**  
ACNE PRONE SKIN □ 32

---

09 **MICRONEEDLING**  
HYPERPIGMENTATION □ 35

---

10 **MICRONEEDLING**  
ACNE PRONE SKIN □ 37

---

11 **MICRONEEDLING**  
ANTIAGING □ 40

---

12 **MICRONEEDLING**  
EYE CONTOUR □ 42

---

13 **MICRONEEDLING**  
HAIR LOSS □ 44

---

14 **PERFECT GLOW EYE COUNTOUR PEEL**  
REPAIRING □ 47

---

15 **HA3**  
ANTIAGING □ 50

---

16 **FILLERS**  
ANTIAGING □ 58

---

17 **FILLERS**  
SPECIFIC AREAS □ 62

---

01

**MESOJECTGUN**  
HYPERPIGMENTATION



BEFORE

AFTER 10<sup>TH</sup> SESSION

### PRODUCTS

- » Duosomal (Salisome + Mandesome)
- » Radiance cocktail
- » WCPR
- » TKN HA MW 2%

### N° OF SESSIONS

10 (weekly)

### PROCEDURE (per session)

- » 1 ml Salisome Duo
- » 1 ml Mandesome Duo

#### Mesojectgun +:

- » 4ml Radiance cocktail
- » 2ml WCPR
- » 1ml TKN HA MW 2%

#### Home care maintenance:

- » **Day:** ½ Radiance ampoule /  
Radiance Ultimate mesoserum +  
Radiance Eye Contour +  
Anti-pollution Total Defense Cream
- » **Night:** ½ Radiance ampoule /  
Radiance Ultimate mesoserum +  
spot out and Clarifying (only 3 days  
a week)

### AUTHOR / CREDITS BY

TOSKANI Clinical Unit

# 02

## HYPERPIGMENTATION DEPIGMENTATION TREATMENT



BEFORE



AFTER 10<sup>TH</sup> SESSION



### PRODUCTS

- » Duosomal (salisome + mandesome)
- » Radiance cocktail
- » WCPR
- » TKN HA MW 2%

### N° OF SESSIONS

10 (weekly)

### PROCEDURE (per session)

- » 1 ml Salisome Duo
- » 1 ml Mandesome Duo

#### Mesojectgun +:

- » 4ml Radiance cocktail
- » 2ml WCPR
- » 1ml TKN HA MW 2%

#### Home care maintenance:

- » **Day:** ½ Radiance ampoule /  
Radiance Ultimate mesoserum +  
Radiance Eye Contour +  
Anti-pollution Total Defense Cream
- » **Night:** ½ Radiance ampoule /  
Radiance Ultimate mesoserum +  
spot out and Clarifying (only 3 days  
a week)

### AUTHOR / CREDITS BY

TOSKANI Clinical Unit

# 03

## HYPERPIGMENTATION DEPIGMENTATION TREATMENT



BEFORE



AFTER 10<sup>TH</sup> SESSION



### PRODUCTS

- » Duosomal (salisome + mandesome)
- » Radiance cocktail
- » WCPR
- » TKN HA MW 2%

### N° OF SESSIONS

10 (weekly)

### PROCEDURE (per session)

- » 1 ml Salisome Duo
- » 1 ml Mandesome Duo

#### Mesojectgun +:

- » 4ml Radiance cocktail
- » 2ml WCPR
- » 1ml TKN HA MW 2%

#### Home care maintenance:

- » **Day:** ½ Radiance ampoule /  
Radiance Ultimate mesoserum +  
Radiance Eye Contour +  
Anti-pollution Total Defense Cream
- » **Night:** ½ Radiance ampoule /  
Radiance Ultimate mesoserum +  
spot out and Clarifying (only 3 days  
a week)

### AUTHOR / CREDITS BY

TOSKANI Clinical Unit

# 04

## HYPERPIGMENTATION DEPIGMENTATION TREATMENT



BEFORE



AFTER 10<sup>TH</sup> SESSION



### PRODUCTS

- » Duosomal (salisome + mandesome)
- » Radiance cocktail
- » WCPR
- » TKN HA MW 2%

### N° OF SESSIONS

10 (weekly)

### PROCEDURE (per session)

- » 1 ml Salisome Duo
- » 1 ml Mandesome Duo

#### Mesojectgun +:

- » 4ml Radiance cocktail
- » 2ml WCPR
- » 1ml TKN HA MW 2%

#### Home care maintenance:

- » **Day:** ½ Radiance ampoule /  
Radiance Ultimate mesoserum +  
Radiance Eye Contour +  
Anti-pollution Total Defense Cream
- » **Night:** ½ Radiance ampoule /  
Radiance Ultimate mesoserum +  
spot out and Clarifying (only 3 days  
a week)

### AUTHOR / CREDITS BY

TOSKANI Clinical Unit

# 05

## HYPERPIGMENTATION DEPIGMENTATION TREATMENT



BEFORE 1st session



AFTER 3<sup>RD</sup> SESSION



### PRODUCTS

- » NCPR
- » Radiance cocktail
- » Lumicen Gel

### N° OF SESSIONS

3 (every 21 days)

### PROCEDURE (per session)

- Mesojectgun** (electroporation: 5 - dosage: 2 - contact degree: 2 - frequency: 2) +:
- » 0.5 ml NCPR
  - » 0.5 ml Radiance cocktail
  - » 0.5 ml Lumicen Gel

#### Home care maintenance:

- Cleanser
- » **Night:** radiance ultimate mesoserum

### AUTHOR / CREDITS BY

Dra. Maitte Arévalo Lee (Guatemala)

# 06

## HYPERPIGMENTATION DEPIGMENTATION TREATMENT



BEFORE



AFTER 10<sup>TH</sup> SESSION



### PRODUCTS

- » Radiance Cocktail
- » WCPR
- » TKN HA MW 2%

### N° OF SESSIONS

10 (weekly)

### PROCEDURE (per session)

#### Mesojectgun +:

- » 2 ml Radiance cocktail
- » 2 ml WCPR
- » 1 ml TKN HA MW 2%

### AUTHOR / CREDITS BY

TOSKANI Clinical Unit

02

# MESOJECTGUN

ACNE PRONE SKIN



## BEFORE

AFTER 8<sup>TH</sup> SESSION

## PRODUCTS

- » Rejuvenating peel
- » Purifying Cocktail / Pure Skin Cocktail (US)
- » TKN HA MW 2%

## N° OF SESSIONS

8 (weekly)

## PROCEDURE (per session)

- » Rejuvenating peel

**Mesojectgun +:**

From 1<sup>st</sup> to 6<sup>th</sup> session:

- » 4ml of Purifying cocktail / Pure skin cocktail (US)

7<sup>th</sup> and 8<sup>th</sup> session:

- » 3 ml Purifying Cocktail / Pure Skin Cocktail (US)
- » 1 ml TKN HA MW 2%

**Home care maintenance:**

- » Purifying Cleanser
- » Purifying Cream
- » Purifying Serum
- » Total Recovery Gel
- » Antipollution Ampoule

## AUTHOR / CREDITS BY

TOSKANI Clinical Unit

# 02

## ACNE PRONE SKIN ANTI-ACNE TREATMENT



BEFORE



7 DAYS AFTER 5<sup>TH</sup> SESSION



### PRODUCTS

- » Purifying Cocktail / Pure Skin Cocktail (US)
- » RCPR
- » Lumicen Amp.

### N° OF SESSIONS

5 sessions (weekly)

### PROCEDURE (per session)

#### Mesojectgun +:

- » 2 ml Purifying Cocktail / Pure Skin Cocktail (US)
- » 2 ml RCPR
- » 2ml Lumicen Amp.

#### Home care maintenance:





- » Purifying cleanser
- » Lumicen Serum
- » Sun Shiel-d fluid cream SPF 50+

### AUTHOR / CREDITS BY

TOSKANI Clinical Unit



BEFORE

7 DAYS AFTER 7<sup>TH</sup> SESSION

### PRODUCTS

- » Purifying Cocktail / Pure Skin Cocktail (US)
- » RCPR
- » Lumicen Amp.

### N° OF SESSIONS

7<sup>th</sup> sessions (weekly)

### PROCEDURE (per session)

#### Mesojectgun +:

- » 2 ml Purifying Cocktail / Pure Skin Cocktail (US)
- » 2 ml RCPR
- » 2ml Lumicen Amp.

#### Home care maintenance:

- » Purifying cleanser
- » Lumicen Serum
- » Sun Shiel-d fluid cream SPF 50+

### AUTHOR / CREDITS BY

TOSKANI Clinical Unit

# 04

## ACNE PRONE SKIN ANTI-ACNE TREATMENT



### BEFORE



### AFTER



### PRODUCTS

- » A-OX 360 Cocktail
- » Purifying Cocktail / Pure Skin Cocktail (US)
- » LUMICEN Ampoule
- » CUDENOX

### N° OF SESSIONS

### PROCEDURE (per session)

**Mesojectgun Parameters S4:**  
(electoporation 5)–(Contact degree 5)–  
(Dossage 2)–(Frequency 4)

- Mesojectgun +:**
- » 0.5 ml A-Ox 360 Cocktail
  - » 0.5 ml Purifying Cocktail / Pure Skin Cocktail (US)
  - » 1.0 ml Lumicen Ampoule
  - » 1.0 ml Cudenox

- Home care maintenance:**
- » Purifying cleanser
  - » Lumicen Serum
  - » Sun Shiel-d fluid cream SPF 50+

### AUTHOR / CREDITS BY

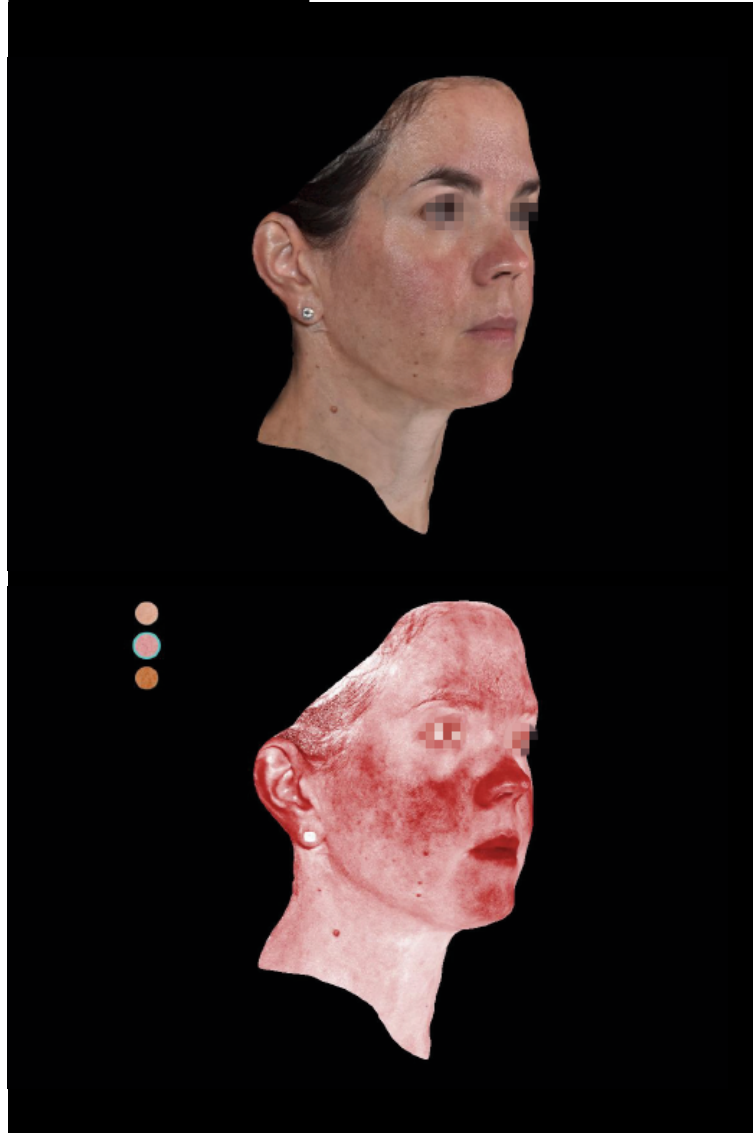
Dra. Zeisa Teixeira (Brasil)

03

**MESOJECTGUN**  
SENSITIVE SKIN



## BEFORE

AFTER 3<sup>RD</sup> SESSION

## PRODUCTS

- » Lactisome Duo
- » Mandesome Duo
- » Purifying Cocktail / Pure Skin Cocktail (US)
- » NCPR
- » RCPR
- » WCPR
- » Lumicen Ampoule

## N° OF SESSIONS

3 (weekly)

## PROCEDURE (per session)

- » 1ml Lactisome Duo
- » 1 ml Mandesome Duo
- Mesojectgun +:**
- » 1ml Purifying Cocktail / Pure Skin Cocktail (US)
- » 1ml NCPR
- » 1ml RCPR
- » 1ml WCPR
- » 2 ml Lumicen Ampoule

## AUTHOR / CREDITS BY


Dra. Maria Amelia Monge (Panamá)

# 02


## SENSITIVE SKIN ROSACEA TREATMENT



BEFORE



7 DAYS AFTER 6<sup>TH</sup> SESSION



### PRODUCTS

- » AOX Cocktail
- » Purifying Cocktail / Pure Skin Cocktail (US)
- » Lumicen Ampoule

### N° OF SESSIONS

6 (weekly)

### PROCEDURE (per session)

- » 2 ml AOX Cocktail
- » 2 ml Purifying Cocktail / Pure Skin Cocktail (US)
- » 1 ml Lumicen Ampoule

### AUTHOR / CREDITS BY

TOSKANI Clinical Unit

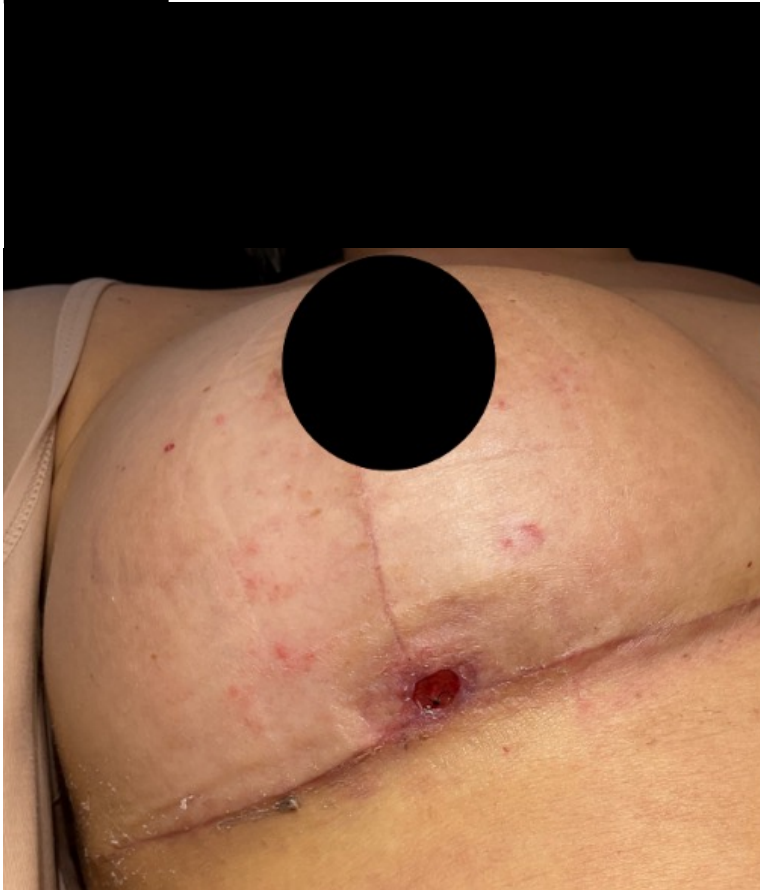
04

# MESOJECTGUN

## REPAIRING



## BEFORE

AFTER 4<sup>TH</sup> SESSION

## PRODUCTS

- » Regenerating Cocktail / Revitalising Cocktail (US)
- » RCPR
- » TKN HA XS
- » Purifying Cocktail / Pure Skin Cocktail (US)
- » Lumicen Gel

## N° OF SESSIONS

4 (weekly)

## PROCEDURE (per session)

**Mesojectgun Parameters S1-S3**  
(electoporation 3)-(Contact degree 3)-(Dossage 3)-(Frequency 5):

- » **S1** — Regenerating Cocktail 3.0 mL + RCPR 1.0 mL + TKN XS 1.0 mL (total 5.0 mL)
- » **S2** — Central focus (abdomen/ right breast): Purifying Cocktail 1.0 mL; Remaining area: RCPR 1.0 mL + Regenerating Cocktail 2.0 mL + Lumicen gel/solution 1.0 mL.
- » **S3** — RCPR 1.0 mL + Regenerating Cocktail 2.0 mL + Lumicen gel/ solution 1.0 mL

**Mesojectgun Parameters S4**  
(electoporation 5)-(Contact degree 3)-(Dossage 3)-(Frequency 5):





- » **S4** — RCPR 1.0 mL + Regenerating Cocktail 2.0 mL + Lumicen gel/ solution 1.0 mL.

## AUTHOR / CREDITS BY

Dra. Lauren Morais (Brasil)



## BEFORE

AFTER 4<sup>TH</sup> SESSION

## PRODUCTS

- » Regenerating Cocktail / Revitalising Cocktail (US)
- » RCPR
- » TKN HA XS
- » Purifying Cocktail / Pure Skin Cocktail (US)
- » Lumicen Gel

## N° OF SESSIONS

4 (weekly)

## PROCEDURE (per session)

**Mesojectgun Parameters S1-S3**  
(electoporation 3)-(Contact degree 3)-(Dossage 3)-(Frequency 5):

- » **S1** — Regenerating Cocktail 3.0 mL + RCPR 1.0 mL + TKN XS 1.0 mL (total 5.0 mL)
- » **S2** — Central focus (abdomen/ right breast): Purifying Cocktail 1.0 mL; Remaining area: RCPR 1.0 mL + Regenerating Cocktail 2.0 mL + Lumicen gel/solution 1.0 mL.
- » **S3** — RCPR 1.0 mL + Regenerating Cocktail 2.0 mL + Lumicen gel/ solution 1.0 mL

**Mesojectgun Parameters S4**  
(electoporation 5)-(Contact degree 3)-(Dossage 3)-(Frequency 5):

- » **S4** — RCPR 1.0 mL + Regenerating Cocktail 2.0 mL + Lumicen gel/ solution 1.0 mL.

## AUTHOR / CREDITS BY

Dra. Lauren Morais (Brasil)

# 03 | REPAIRING SCARS TREATMENT



BEFORE



AFTER 4<sup>TH</sup> SESSION



## PRODUCTS

- » Regenerating Cocktail / Revitalising Cocktail (US)
- » Lumicen Gel
- » Restart Boost Complex
- » Radiance Cocktail

## N° OF SESSIONS

4 (every 15 days)

## PROCEDURE (per session)

**Mesojectgun Parameters S1-S4**  
(electroporation 5)-(Contact degree 2)-(Dossage 2)-(Frequency 5):

- » **S1** — Lumicen gel/solution 1.0 mL + Regenerating Cocktail 2.0 mL + Restart Boost Complex 0.5 mL
- » **S2** — Regenerating Cocktail 1.0 mL + Restart Boost Complex 1.0 mL + Lumicen gel/solution 1.0 mL.
- » **S3** — Regenerating Cocktail 1.0 mL + Restart Boost Complex 1.0 mL + Lumicen gel 1.0 mL.
- » **S4** — Radiance 1.0 mL (hyperchromia) + Restart Boost Complex 1.0 mL + Lumicen gel 1.0 mL.

## AUTHOR / CREDITS BY

Dra. Lauren Morais (Brasil)

# 04

## REPAIRING SCARS TREATMENT



BEFORE



AFTER 4<sup>TH</sup> SESSION



### PRODUCTS

- » Regenerating Cocktail / Revitalising Cocktail (US)
- » Lumicen Gel
- » RCPR

### N° OF SESSIONS

4 (every 15 days)

### PROCEDURE (per session)

**Mesojectgun Parameters S1 Scar:**  
(electoporation 5)–(Contact degree 3)–(Dossage 2)–(Frequency 5)

**Mesojectgun Parameters S1Clavicle:**  
(electoporation 5)–(Contact degree 3)–(Dossage 1)–(Frequency 5)

**Mesojectgun Parameters S2:**  
(electoporation 5)–(Contact degree 3)–(Dossage 2)–(Frequency 5)

**Mesojectgun Parameters S3-S4:**  
(electoporation 5)–(Contact degree 3)–(Dossage 2)–(Frequency 4)

- » **S1-S4** — RCPR 0,5 mL + Regenerating / Revitalising Cocktail 1,0 mL + Lumicen gel/sol 1,5 mL (total 3,0 mL).

### AUTHOR / CREDITS BY

Dra. Lauren Morais (Brasil)



## BEFORE

AFTER 3<sup>RD</sup> SESSION

## PRODUCTS

- » Lumicen Gel
- » Lumicen ampoule
- » TKN HA XS
- » RCPR

## N° OF SESSIONS

3 (every 20 days)

## PROCEDURE (per session)

**Mesojectgun Parameters S1 Scar:**  
(electoporation 5)-(Contact degree 5)-(Dossage 5)-(Frequency 5)

**Mesojectgun +:**  
(electoporation 5)-(Contact degree 3)-(Dossage 1)-(Frequency 5)

- » 1 ml mL Lumicen Gel
- » 1 ml Lumicen ampoule
- » 1.0 mL TKN HA XS
- » 10 mL RCPR

## AUTHOR / CREDITS BY

Dra. Tathyani Macedo (Brasil)

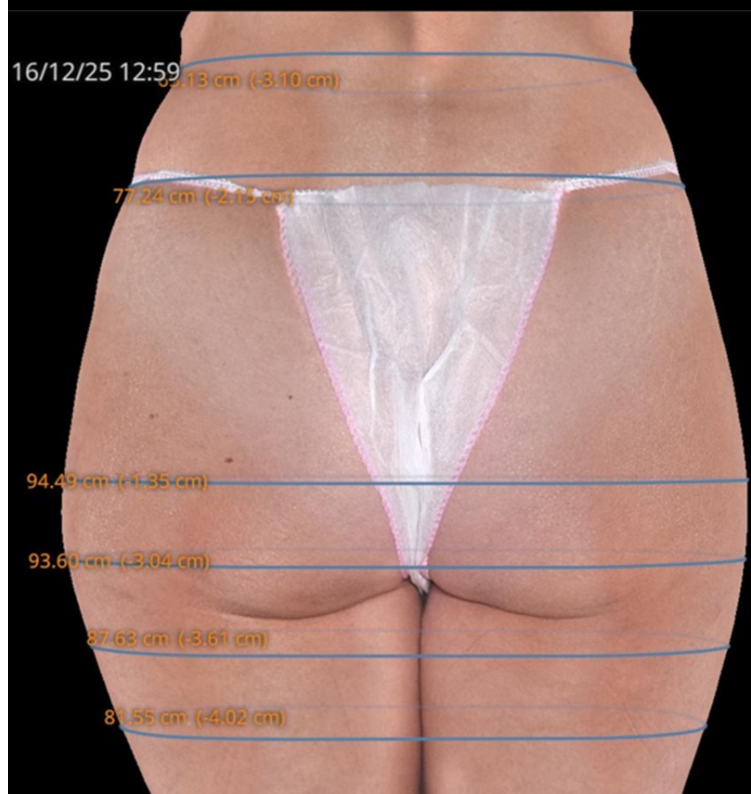
05

# MESOJECTGUN

BODY



## BEFORE

AFTER 8<sup>TH</sup> SESSION

## PRODUCTS

- » Anticellulite Cocktail / Cellulite Cocktail (US)
- » Firming Cocktail / Firm Up Cocktail (US)

## N° OF SESSIONS

8<sup>th</sup> sessions (weekly)

## PROCEDURE (per session)

## Mesojectgun +:

- » 5 ml Anticellulite cocktail / Cellulite cocktail (US)
- » 5 ml Firming Cocktail / Firm Up Cocktail (US)

## AUTHOR / CREDITS BY

TOSKANI Clinical Unit

06

# MESOJECTGUN

HAIR LOSS



## BEFORE

7 DAYS AFTER 5<sup>TH</sup> SESSION

## PRODUCTS

- » HCPR
- » Hair Cocktail Plus
- » Lumicen ampoule

## N° OF SESSIONS

5<sup>th</sup> sessions (weekly)

## PROCEDURE (per session)

**Mesojectgun +:**

- » 3 ml HCPR
- » 5 ml Hair Cocktail Plus
- » 2 ml Lumicen ampoule

**Home care maintenance:**

- » Densihair boost capsules
- » Densihair boost lotion

## AUTHOR / CREDITS BY

TOSKANI Clinical Unit

07

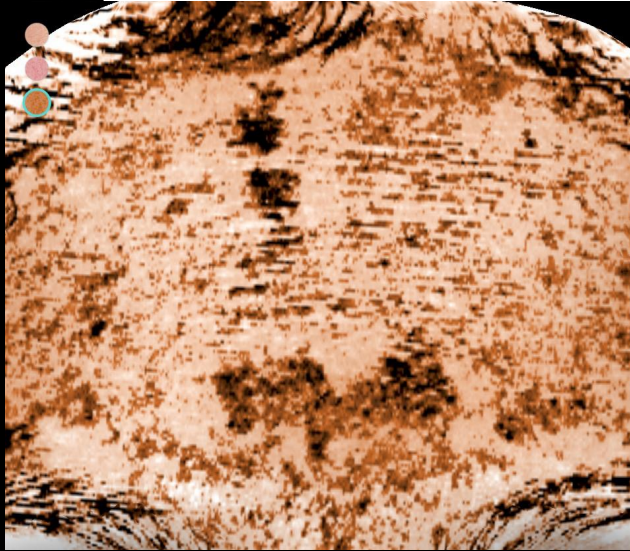
**CHEMICAL PEEL**  
HYPERPIGMENTATION

# 01

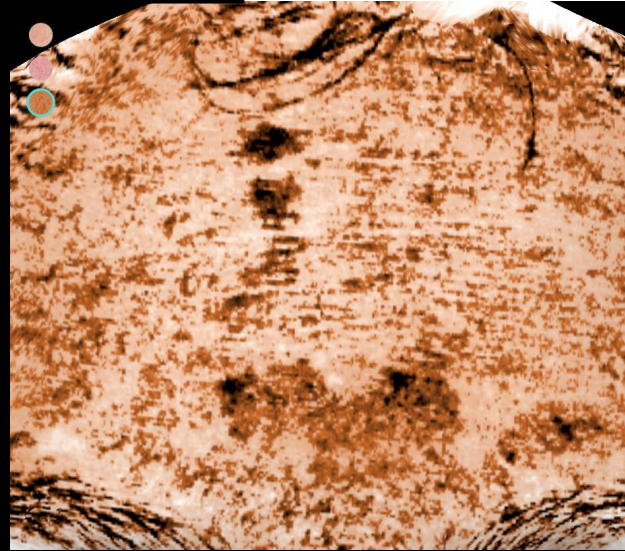
## HYPERPIGMENTATION DEPIGMENTATION TREATMENT



BEFORE



AFTER 3<sup>RD</sup> SESSION



PRODUCTS

- » Mandelic 30%
- » Radiance peel

Nº OF SESSIONS

3 (every 21 days)

PROCEDURE (per session)

- » Mandelic 30%
- » Radiance peel

Home care maintenance:

- » Sun Shiel-d fluid cream SPF 50+

AUTHOR / CREDITS BY

Dr. Eva Álvarez (Spain)

# 02

## HYPERPIGMENTATION DEPIGMENTATION TREATMENT



BEFORE



AFTER 3<sup>RD</sup> SESSION



### PRODUCTS

- » Radiance peel
- » TCA 15%
- » TCA 35%

### Nº OF SESSIONS

3 (every 21 days)

### PROCEDURE (per session)

- » Radiance peel
- » TCA 15%
- » Focal melasma lesions treated with TCA 35%

#### Home care maintenance:

- » Sun Shiel-d fluid cream SPF 50+

### AUTHOR / CREDITS BY

Dr. Eva Álvarez (Spain)

# 03

## HYPERPIGMENTATION DEPIGMENTATION TREATMENT



BEFORE



AFTER 3<sup>RD</sup> SESSION



### PRODUCTS

» TCA 15%

### N° OF SESSIONS

3 (every 21 days)

### PROCEDURE (per session)

» TCA 15%

**Home care maintenance:**

» Sun Shiel-d fluid cream SPF 50+

### AUTHOR / CREDITS BY

Dr. Eva Álvarez (Spain)

08

# CHEMICAL PEEL

ACNE PRONE SKIN



## BEFORE

AFTER 5<sup>TH</sup> SESSION

## PRODUCTS

- » Salicylic Peel 30%
- » Purifying Peel
- » Retiseal Peel Booster

## N° OF SESSIONS

5 (weekly)

## PROCEDURE (per session)

- » Salicylic Peel 30% 2 Capas
- » Purifying Peel 1 Capa
- » Retiseal Peel booster

## Home care maintenance:

- » Imperfection Peel Booster
- » Purifying Cleanser
- » Purifying Cream
- » Purifying Serum
- » Total Recovery Gel
- » Sun Protection Cream

## AUTHOR / CREDITS BY

TOSKANI Clinical Unit

# 02

## ACNE PRONE SKIN ANTI-ACNE TREATMENT



BEFORE



AFTER 4<sup>TH</sup> SESSION



### PRODUCTS

- » Salicylic Peel 30%
- » Purifying Peel
- » Retiseal Peel Booster

### N° OF SESSIONS

4 (weekly)

### PROCEDURE (per session)

- » Salicylic Peel 30% 2 Capas
- » Purifying Peel 1 Capa
- » Retiseal Peel booster

#### Home care maintenance:

- » Imperfection Peel Booster
- » Purifying Cleanser
- » Purifying Cream
- » Purifying Serum
- » Total Recovery Gel
- » Sun Protection Cream

### AUTHOR / CREDITS BY

TOSKANI Clinical Unit

09

# MICRONEEDLING

## HYPERPIGMENTATION

# 01

## HYPERPIGMENTATION DEPIGMENTATION TREATMENT



BEFORE



AFTER 5<sup>TH</sup> SESSION



### PRODUCTS

- » W-Tranex Boost Complex

### N° OF SESSIONS

5 (weekly)

### PROCEDURE (per session)

- Microneedling at 0.25mm + :**
  - » W-Tranex Boost Complex - 2.5 to 3 mL of W-tranex BC each session

### AUTHOR / CREDITS BY

TOSKANI Clinical Unit

10

# MICRONEEDLING

ACNE PRONE SKIN



## BEFORE

AFTER 3<sup>RD</sup> SESSION

## PRODUCTS

- » Rejuvenating Peel
- » RCPR
- » Regenerating Cocktail /Revitalising Cocktail (Us)
- » Thrinamide

## N° OF SESSIONS

3 (weekly)

## PROCEDURE (per session)

- » Rejuvenating peel
- Microneedling at 0.5mm +:**
  - » RCPR
  - » Regenerating Cocktail / Revitalising Cocktail (Us)
  - » Thrinamide
- Home care maintenance:**
  - » **Day:** Purifying cleaser, purifying ampollas, total recovery gel y sun protection cream
  - » **Night:** imperfection peel booster

## AUTHOR / CREDITS BY

TOSKANI Clinical Unit

# 02

## ACNE PRONE SKIN

ACNE & POST-ACNE SCAR TREATMENT



BEFORE



AFTER 3<sup>RD</sup> SESSION



### PRODUCTS

- » Rejuvenating Peel
- » RCPR
- » Regenerating Cocktail /Revitalising Cocktail (Us)
- » Thrinamide

### N° OF SESSIONS

3 (weekly)

### PROCEDURE (per session)

- » Rejuvenating peel
- Microneedling at 0.5mm +:**
  - » RCPR
  - » Regenerating Cocktail / Revitalising Cocktail (US)
  - » Thrinamide
- Home care maintenance:**
  - » **Day:** Purifying cleanser, purifying ampollas, total recovery gel y sun protection cream
  - » **Night:** imperfection peel booster

### AUTHOR / CREDITS BY

TOSKANI Clinical Unit

11

# MICRONEEDLING

## ANTIAGING

# 01

## ANTIAGING

### MARIONETTE LINES CORRECTION



BEFORE



AFTER 5<sup>TH</sup> SESSION



PRODUCTS

» Nutritive Boost Complex

N° OF SESSIONS

5 (every 15 days)

PROCEDURE (per session)

Microneedling at 0.25mm + :

» Nutritive Boost Complex - 2.5 to 3 mL of NCPR applied each session

AUTHOR / CREDITS BY

TOSKANI Clinical Unit

12

**MICRONEEDLING**  
EYE CONTOUR

# 01

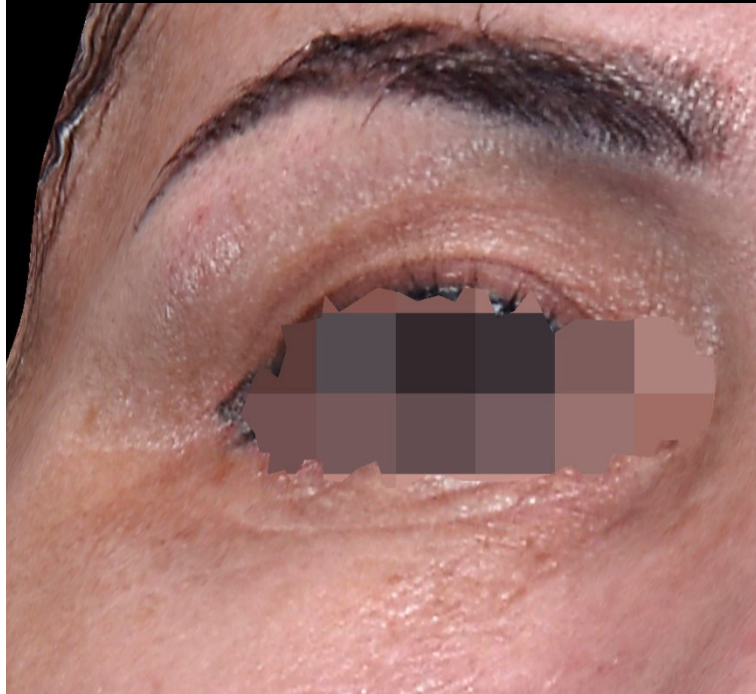
## EYE CONTOUR ANTIAGING TREATMENT



BEFORE



AFTER 5<sup>TH</sup> SESSION



PRODUCTS

» Global Eye Boost Complex

N° OF SESSIONS

5 (weekly)

PROCEDURE (per session)

Microneedling at 0.25mm + :

» 2.5 to 3 mL of Global eye boost complex each session

AUTHOR / CREDITS BY

TOSKANI Clinical Unit

13

# MICRONEEDLING

## HAIR LOSS

# 01

## HAIR LOSS ANTI HAIR LOSS TREATMENT



BEFORE



AFTER 10<sup>TH</sup> SESSION



### PRODUCTS

- » Hair Cocktail Plus
- » Densihair Boost Complex

### N° OF SESSIONS

10 (weekly)

### PROCEDURE (per session)

#### Microneedling, 1 mm depth +:

- » Week 1 to 5: Hair cocktail Plus
- » Week 6 to 10: DBC

#### Home care maintenance:

- » Daily topical use of Densihair Boost Lotion and oral treatment with Densihair Boost Capsule (2 a day)

### AUTHOR / CREDITS BY

TOSKANI Clinical Unit

# 02

## HAIR LOSS

ANTI HAIR LOSS TREATMENT



BEFORE



AFTER 10<sup>TH</sup> SESSION



PRODUCTS

- » Hair Cocktail Plus
- » Densihair Boost Complex

N° OF SESSIONS

10 (weekly)

PROCEDURE (per session)

**Microneedling, 1 mm depth +:**

- » Week 1 to 5: Hair cocktail Plus
- » Week 6 to 10: DBC

**Home care maintenance:**

- » Daily topical use of Densihair Boost Lotion and oral treatment with Densihair Boost Capsule (2 a day)

AUTHOR / CREDITS BY

TOSKANI Clinical Unit

14

**PERFECT GLOW EYE**  
**COUNTOUR PEEL**  
REPAIRING

# 01

## PERFECT GLOW EYE COUNTOUR PEEL REPAIRING TREATMENT



BEFORE



AFTER 3<sup>RD</sup> SESSION



PRODUCTS

- » Perfect Glow Eye Contour Peel
- » Global Eye Boost Complex

N° OF SESSIONS

3 (weekly)

PROCEDURE (per session)

- » 0.5 ml Perfect Glow Eye Contour peel (3 min)
- Microneedling at 0.2 mm + :**
- » 0.5 ml Global Eye Boost Complex

AUTHOR / CREDITS BY

Dr. Marta Serna (España)

# 02

## PERFECT GLOW EYE COUNTOUR PEEL REPAIRING TREATMENT



BEFORE

7 DAYS AFTER 1<sup>ST</sup> SESSION



### PRODUCTS

- » Perfect Glow Eye Contour peel
- » ECPR
- » Myotec
- » WCPR

### N° OF SESSIONS

1

### PROCEDURE (per session)

- » Perfect Glow Eye Contour peel (3 min)

#### Microneedling + :

- » 1 ml ECPR
- » 0.5 ml MYOTEC
- » 0.5 ml WCPR

#### Home care maintenance:

- » Lumicen boost serum
- » Sun Shiel-d fluid cream SPF 50+

### AUTHOR / CREDITS BY

TOSKANI Clinical Unit

15

**HA3**  
ANTIAGING



## BEFORE

AFTER 1<sup>ST</sup> SESSION

## PRODUCTS

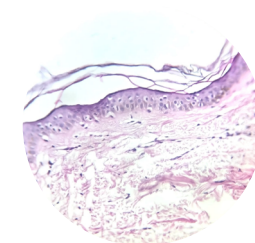
- » Lactisome
- » HA3

## N° OF SESSIONS

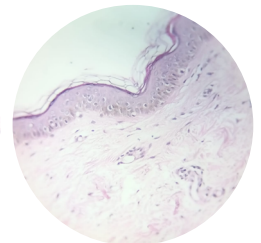
1

## PROCEDURE (per session)

- » 1ml Lactisome
- HA3 + :**
- » 1.6 mL per cervicothoracic hemiregion (right/left), total 3.2 mL in each session



BEFORE



AFTER 1 month

## AUTHOR / CREDITS BY



Dr. Jimena Chambi (Bolivia)

# 02 | ANTIAGING GRADE IV




HA3

BEFORE



AFTER 4<sup>TH</sup> SESSION



**PRODUCTS**

» TKN HA3

**Nº OF SESSIONS**

4 (every 3 weeks)

**PROCEDURE (per session)**

» 1,6 TKN HA3 with Cannula 25G

**AUTHOR / CREDITS BY**

Dr. Moisés Amselem (Spain)


# 03 ANTIAGING

GRADE III




HA3

BEFORE



AFTER 3<sup>RD</sup> SESSION



PRODUCTS

» TKN HA3

Nº OF SESSIONS

3 (every 3 weeks)

PROCEDURE (per session)

» 1,6 TKN HA3 with needle 30G

AUTHOR / CREDITS BY

Dr. Moisés Amselem (Spain)

# 04 ANTIAGING

GRADE IV



HA3

BEFORE



AFTER 3<sup>RD</sup> SESSION



**PRODUCTS**

» TKN HA3

**N° OF SESSIONS**

3 sessions (every 3 weeks)

**PROCEDURE (per session)**

- » 1,6 TKN HA3 with needle 30G 4mm (4 points technique) - face
- » 1,6 TKN HA3 with needle 30G 4mm - décolleté

**AUTHOR / CREDITS BY**

TOSKANI Clinical Unit

# 05 | ANTIAGING GRADE III



BEFORE



AFTER 3<sup>RD</sup> SESSION



# 06 ANTIAGING

GRADE III



HA3

BEFORE



AFTER 3<sup>RD</sup> SESSION



## PRODUCTS

- » TKN HA3

## N° OF SESSIONS

3 sessions (every 3 weeks)

## PROCEDURE (per session)

- » 1,6 TKN HA3 with needle 30G 4mm (4 points technique) - face
- » 1,6 TKN HA3 with needle 30G 4mm - décolleté

## AUTHOR / CREDITS BY

TOSKANI Clinical Unit

# 07 | ANTIAGING GRADE II






HA3

BEFORE

AFTER 1<sup>ST</sup> SESSION

21 DAYS AFTER



**PRODUCTS**

» TKN HA3

**N° OF SESSIONS**

1

**PROCEDURE (per session)**

» 0,4ml lower lip, 0,4ml upper lip TKN HA3 with 30G needle 13mm

**AUTHOR / CREDITS BY**

Dr. Eva Álvarez (Spain)

16

**FILLERS**  
ANTIAGING

# 01 ANTIAGING GRADE IV



## BEFORE



## AFTER 1<sup>ST</sup> SESSION



## PRODUCTS

- » Skin architect filler Volume
- » Skin architect filler Density

## N° OF SESSIONS

1

## PROCEDURE (per session)

- » **Zygomatic arch:** 2 points, 0.1 ml Skin Architect Filler Volume – technique: 27G needle – supraperiosteal
- » **Malar area:** 1 point, 0.3 ml Skin Architect Filler Volume – technique: 25G needle – supraperiosteal
- » **Periocular area:** fan technique, 0.4 ml Skin Architect Filler Volume – technique: 25G cannula – subcutaneous
- » **Mandibular angle:** fan technique, 0.4 ml Skin Architect Filler Volume – technique: 25G cannula – subcutaneous
- » **Marionette lines:** fan technique, 0.5 ml Skin Architect Filler Density – technique: 25G cannula – subdermal
- » **Chin (pre-jowl area):** retrograde linear threading, 0.2 ml Skin Architect Filler Volume – technique: 25G cannula – supraperiosteal

## AUTHOR / CREDITS BY

Dra. Paxi Rubio (Spain)

# 02 ANTIAGING

GRADE III



BEFORE



IMMEDIATELY AFTER



## PRODUCTS

- » Skin Architect Filler Density
- » Skin Architect Filler Volume
- » Skin Architect Filler Sublime

## N° OF SESSIONS

1

## PROCEDURE (per session)

- » 2 ml Skin Architect Filler Volume in middle third, 0,7 ml per cygomatic arch per side and 0,3 ml per malar area per side - with a 25G cannula
- » 1ml Skin Architect Filler Density in nasolabial fold, 0,5ml per side - with 25G cannula
- » 1ml of Skin Architect Filler Sublime in nasolabial fold by superficial blanching - with a 27G needle
- » 1 ml of Volume in marionette line, 0,5ml per side - with a 25G cannula

## AUTHOR / CREDITS BY

Dra. Eva Álvarez (Spain)

# 03 ANTIAGING

GRADE III



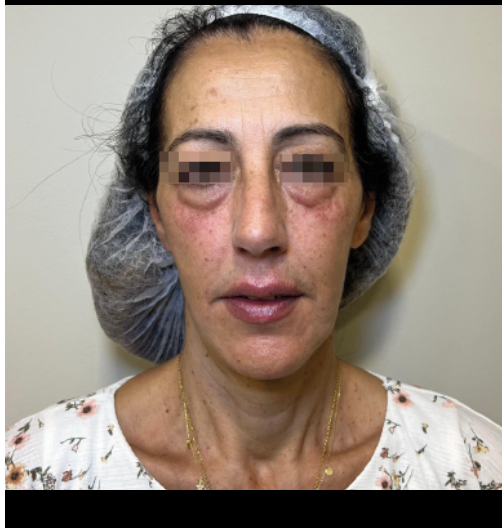
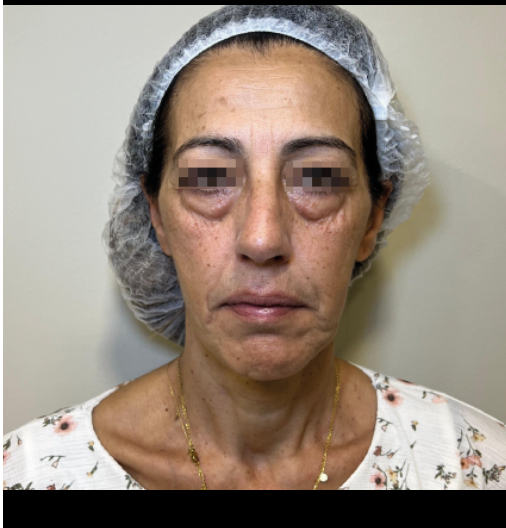
BEFORE



IMMEDIATELY AFTER



10 DAYS AFTER



## PRODUCTS

- » Skin Architect Filler Sublime
- » Skin Architect Filler Volume

## N° OF SESSIONS

1

## PROCEDURE (per session)

- » 1 ml Skin Architect Filler Volume per zygomatic arch with cannula 25G
- » 1 ml Skin Architect Filler Volume per mandibular angle and arch with cannula 25G
- » 0,5ml Skin Architect Filler Volume per malar area with cannula 25G
- » 0,5ml Skin Architect Filler Sublime lip profile with needle 27G
- » 0,5ml Skin Architect Filler Sublime per undereye area with cannula 25G
- » 0,5ml Skin Architect Filler Sublime per nasolabial fold with cannula 25G

## AUTHOR / CREDITS BY

Dra. Eva Álvarez (Spain)

17

# FILLERS

SPECIFIC AREAS

# 01

## PERIOCULAR AREA UNDEREYE FILLER TREATMENT



BEFORE

15 DAYS AFTER

PRODUCTS

» Skin Architect Filler Sublime

Nº OF SESSIONS

1

PROCEDURE (per session)

» 0,5ml Skin Architect Filler Sublime  
per eye with 25G cannula

AUTHOR / CREDITS BY

Dra. Eva Álvarez (Spain)



# 02

## LIP AREA

LIP PROFILE TREATMENT



BEFORE

IMMEDIATELY AFTER

PRODUCTS

» Skin architect filler Sublime

Nº OF SESSIONS




1

PROCEDURE (per session)

» 0,4ml skin architect sublime with 27G needle

AUTHOR / CREDITS BY

Dra. Eva Álvarez (Spain)




# 03

## CHIN AREA


CHIN PROJECTION TREATMENT



BEFORE



AFTER 1<sup>ST</sup> SESSION



PRODUCTS

» Skin architect filler Volume

Nº OF SESSIONS

1

PROCEDURE (per session)

» 1 ml of skin architect Volume  
Supraperiosteal - with a 25G cannula

AUTHOR / CREDITS BY

Dra. Eva Álvarez (Spain)

**■ TOSKANI MED ■ TOSKANI**

+34 93 844 78 25  
info@toskani.com  
toskanimed.com



TKN-07-4330-2603